

Tutoring Collections (For Instructors)

Comments can be exchanged between instructor and student individually.
You can use this function for various purposes, such as to give assistance for paper, career, note-taking, etc.

Add Tutoring Collections

Refer to the following steps to add new tutoring collection.

1. In the Course Top page, click **Tutoring Collections**.
2. In the right-hand side of the page, under Course Students, click Add Collection (+) button next to the student who you want to give assistance.
3. Enter Collection title and Description, and then click Add.
4. A confirmation window will appear. If you wish to notify student by email, click **Add and send reminder**. If you are not notifying the student by email, click **Add without reminder**.

❗ In order for the student to receive reminders, the applicable student has to configure his/her individual reminder settings to receive reminders for Notifications of new comments on collections.
In order for the instructor to receive reminders, the instructor has to configure his/her reminder settings to receive reminders for New comments on assignments (for course instructors only).

Browsing Rights/Edit/Browsing History

Tutoring Collection can only be viewed by instructor in charge and the applicable student.

Collection title and description can later be edited by the creator of the collection and the instructor in charge. If the collection is added by instructor, students cannot edit collection title and description.

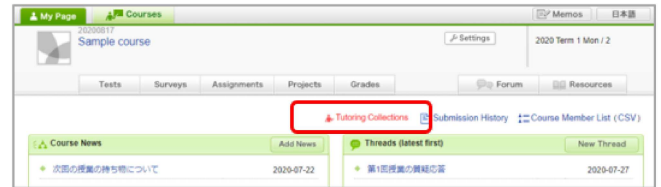
You can also check if the student has viewed the collection.

資料

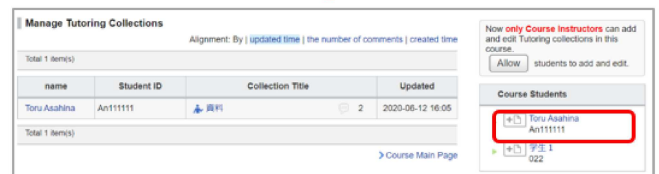
資料を確認ください。

Creator: Manabu Baba - Added: 2020-05-20 16:04 - Updated: 2020-06-24 14:44 - Edit

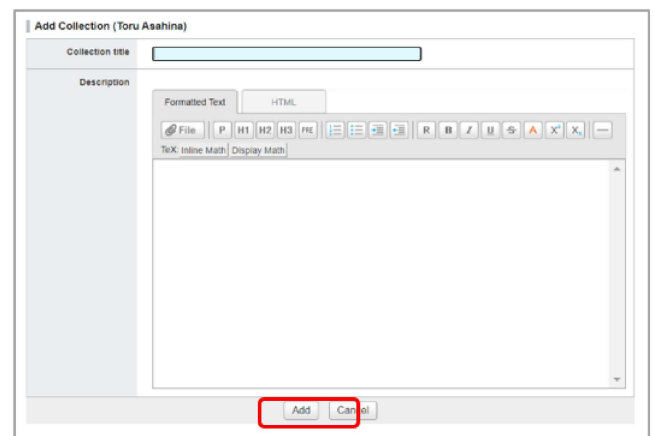
Owner: Toru Asahina - Update unread



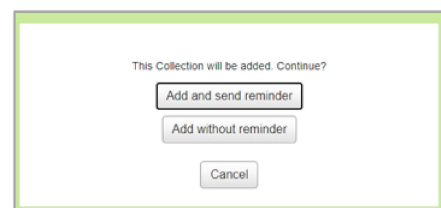
Course page



Manage Tutoring Collections



Add Collections



Check questions and discussions made by students

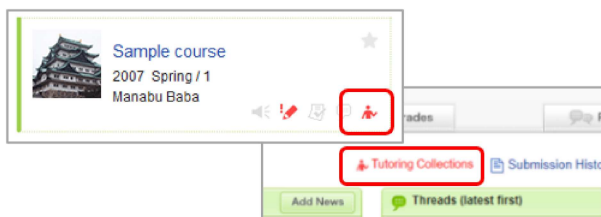
Refer to the following steps to check questions and discussions made by students.

1. In the Course Top page, click **Tutoring Collection**.
2. Click the collection title you want to check.
3. You can check details. If you want to leave a comment, click **Comment** to post a comment.

❗ Only Students and Guest user will be displayed in Course Students

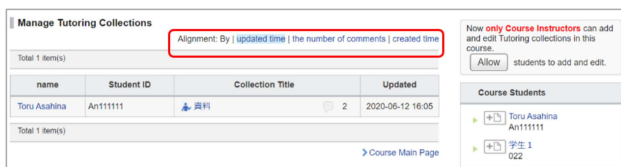
Show unread notifications

If there is any unread Tutoring Collection or comment, an unread icon will be shown in course list. Also, Tutoring Collection in the Course Top page of the course will be shown in red.

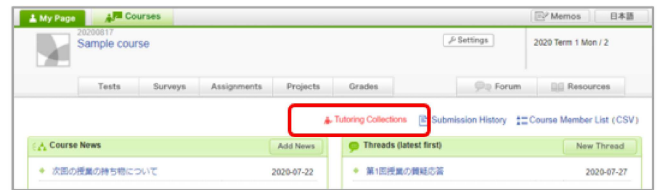


Switching Alignment Order/User Filtering View

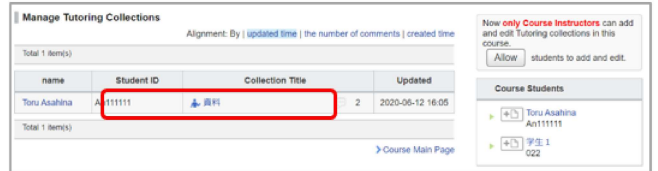
You can switch Alignment by clicking updated time, the number of comments, and created time in the right-hand side above of Manage Tutoring Collection page.



💡 Collection of a student can be filtered by clicking the name of the applicable student.



Course page



Manage Tutoring Collections



Collection Detail

Allow Students to Add Collection/Clear Settings

If you allow students to add Tutoring Collection, students will be able to add Tutoring Collection on their own.
In order to give students permission, check "Instructors and Students" in the right-hand side above of Manage Tutoring Collection page and click the **"Change"** button.
In order to remove the permission, check "Instructors only" and click the **"Change"** button.

Manage Tutoring Collections

Alignment: By | updated time | the number of comments | created time

Total 1 item(s)

name	Student ID	Collection Title	Updated
Toku Asahina	Am115511	8. 8881	2020.06.17 16:06

Now only Course Instructors can add and edit Tutoring collections in this course.

Allow

students to add and edit.

Course Students



By allowing students to create collection, they can use this function to keep various records including records on their field survey and extracurricular training in addition to their questions and discussions.